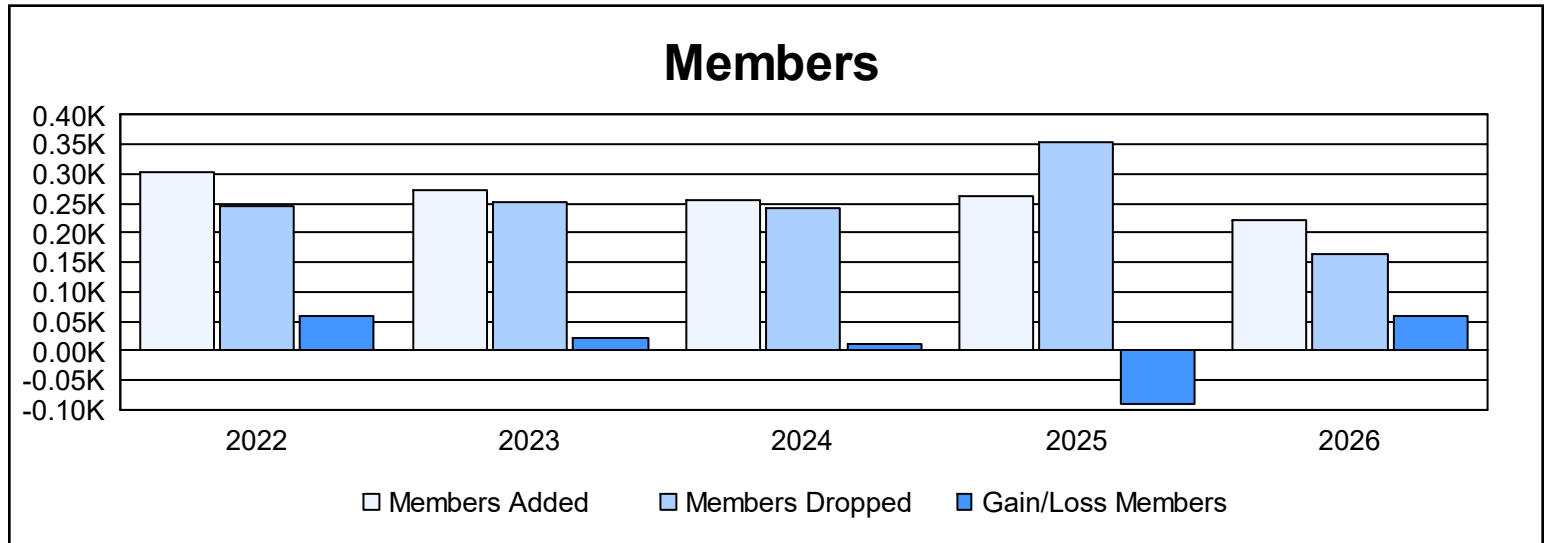
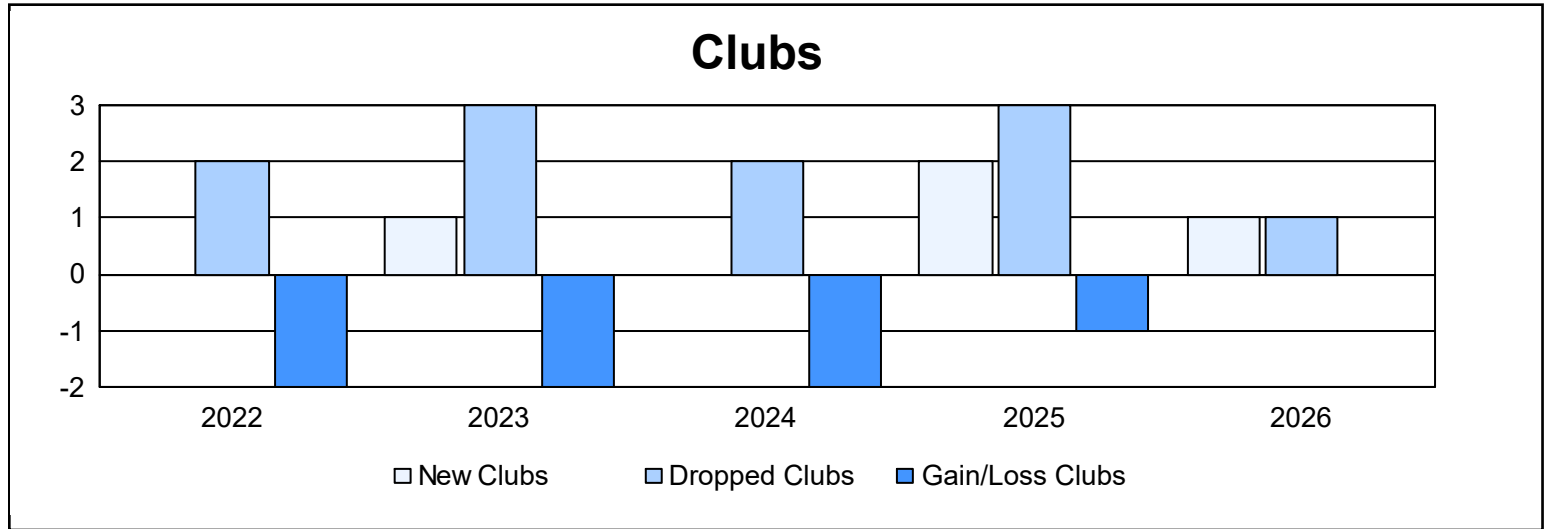
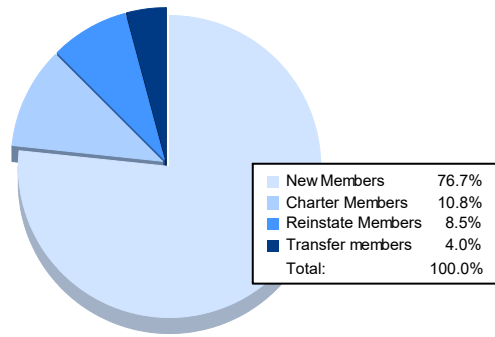


Year	New Clubs	Dropped Clubs	Gain/ Loss Clubs	New Members	Charter Members	Reinstate Members	Transfer Members	Total Member Added	Total Members Dropped	Gain/ Loss Members
2021-2022	0	2	-2	267	3	12	20	302	244	58
2022-2023	1	3	-2	211	28	11	21	271	251	20
2023-2024	0	2	-2	222	6	12	14	254	243	11
2024-2025	2	3	-1	171	65	17	11	264	354	-90
2025-2026	1	1	0	171	24	19	9	223	165	58
<b>Average</b>	<b>1</b>	<b>2</b>	<b>-1</b>	<b>208</b>	<b>25</b>	<b>14</b>	<b>15</b>	<b>263</b>	<b>251</b>	<b>11</b>



### Membership Composition April 2026 Cumulative



### Gender Composition April 2026 Cumulative

